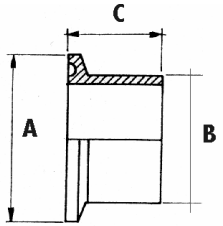


RACCORDERIA SERIE "CLAMP" N°2852

MATERIALE: AISI 304 - AISI 316L
 FINITURA LUCIDA

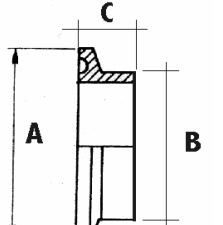
ART. 128 - TRONCHETTO CLAMP A SALDARE LUNGO



	DN	1/2"	3/4"	1"	1 1/2"	2"	2 1/2"	3"
A	25	25	50	50	64	77	91	
B	13	19	25	38	51	63	76	
C	28	28	28	28	28	28	28	
DN	4"							
A	119							
B	101							
C	28							

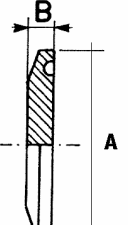


ART. 130 - TRONCHETTO CLAMP A SALDARE CORTO



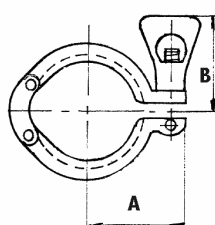
	DN	1/2"	3/4"	1"	1 1/2"	2"	2 1/2"	3"
A	25	25	50	50	64	77	91	
B	13	19	25	38	51	63	76	
C	13	13	13	13	13	13	13	
DN	4"							
A	119							
B	101							
C	15							

ART. 132 - TAPPO CLAMP



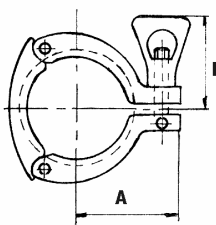
	DN	1/2"	3/4"	1"	1 1/2"	2"	2 1/2"	3"
A	25	25	50	50	64	77	91	
B	6	6	6	6	6	6	6	
DN	4"							
A	119							
B	8							

ART. 134 - MORSETTO CLAMP



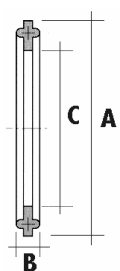
	DN	1/2"	3/4"	1"	1 1/2"	2"	2 1/2"	3"
A	40	40	50	50	60	70	80	
B	51	51	51	51	51	51	51	
DN	4"							
A	90							
B	51							

ART. 136 - MORSETTO CLAMP A 3 GANASCE



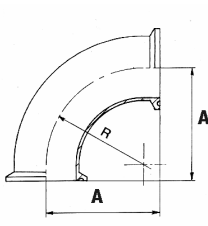
	DN	1/2"	3/4"	1"	1 1/2"	2"	2 1/2"	3"
A	37	37	47	47	57	63	71	
B	51	51	51	51	51	51	51	
DN	4"							
A	87							
B	51							

ART. 138 - GUARNIZIONE CLAMP NBR*



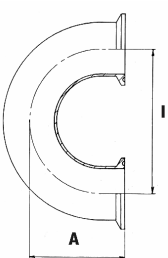
	DN	1/2"	3/4"	1"	1 1/2"	2"	2 1/2"	3"
A	22	22	52	52	66	79	93	
B	5	5	5	5	5	5	5	
C	9	16	22	35	48	60	73	
DN	4"							
A	121							
B	5							
C	98							

ART. 140 - CURVA 90° CLAMP/CLAMP



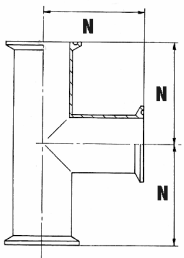
	DN	1"	1 1/2"	2"	2 1/2"	3"	4"
A	51	70	89	108	127	168	
B	38	56	72	84	85	110	

ART. 142 - CURVA 180° CLAMP/CLAMP



	DN	1"	1 1/2"	2"	2 1/2"	3"	4"
A	51	70	89	108	127	168	
I	81	104	143	168	171	220	

ART. 144 - TEE CLAMP/CLAMP/CLAMP



	DN	1"	1 1/2"	2"	2 1/2"	3"	4"
N	60	70	89	89	95	114	

* DISPONIBILE EPDM ART. 138E ; SILICONE 138S ; TEFLON ART. 138T .